

# 414 CASCADE II™

**MANSFIELD®**





Half-Stall, Wash-Down, Vitreous China Urinal

## FEATURES

- Top spud, half-stall, wall-mount, wash-down urinal with extended sides
- Complies with ADA requirements for accessibility
- 0.125, 0.5 or 1.0 gpf (when using the proper flush valve)
- Integral trap
- The Mansfield® limited lifetime warranty
- Available in White



## COMPONENTS

MODEL #	DESCRIPTION	CODES/STANDARDS
414	Half-stall, wash-down urinal. Mounting bracket included. Less flushometer.	   
<b>PARTS &amp; ACCESSORIES</b>		
471-3265	Urinal hanger (requires set of two)	
531-0016	Rear outlet urinal spud kit	
24	Urinal top spud - 1" x 3/4" cast brass top urinal spud	

# 414 CASCADE II™



Half-Stall, Wash-Down, Vitreous China Urinal

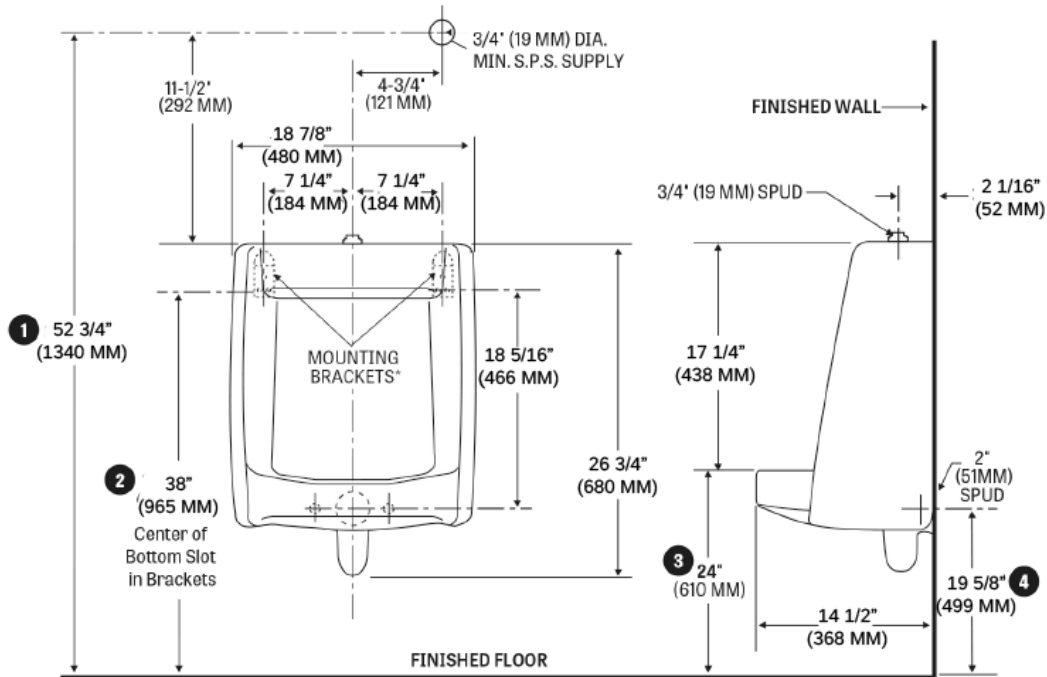
## SPECIFICATIONS

MODEL #	DESCRIPTION	CODES/STANDARDS
414	Half-stall, wash-down urinal	

MATERIAL	Vitreous China
WATER USAGE	0.125, 0.5 or 1.0 gpf
INLET	3/4"
OUTLET	2"

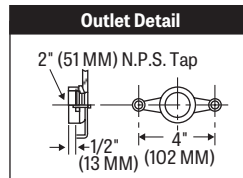
ROUGH-IN	Wall-mount
SHIPPING WEIGHT	Model 414 - 58.6 lbs. (26.6kg)
WARRANTY	Vitreous China - Limited Lifetime

## TECHNICAL INFORMATION



\*Mounting brackets measure 2-7/8" (73MM) in length.

**Note:** These dimensions are nominal, subject to change without notice and may not reflect industry-standard production variances for vitreous china. **Please use the numbered critical dimensions noted on the diagram for purposes of rough-in.**



**NOTE on Outlet Connection:**  
2" female threads protrude 1/2" past the urinal.

**For ADA Installation, adjust the numbered dimensions as follows:**

1	44" (1118 MM)
2	28-5/8" (727 MM)
3	15-1/4" (387 MM)
4	10-9/16" (268 MM)

Fixture performance and specifications meet or exceed ASME A112.19.2/CSA B45.1 standards, and other state and local codes.